

*shiloh*TM

C A B I N E T R Y



FINISHES - INSPIRATION - CONSTRUCTION



Cabinetry is a significant part of your home. More than just a practical item for storage, cabinets are a key centerpiece in the design of a home. Shiloh Cabinetry features a seemingly endless array of choices in styles and finishes, while offering many innovative accessories to make life simpler. Because we stay ahead of trends, you are sure to find the look that elevates your home to another level.

Contents

2.....Paint Finishes
4.....Stain Finishes
7.....Gallery
18.....Door Styles
22.....Door Overlay & Inset Options
24.....Specialty Finishes
26.....Decorative Wood Hoods
27.....Furniture Vanities
29.....Construction

COVER:
HANOVER
CUSTOM PAINT (SW0050 & SW7076)
MAPLE



SQUARE RAISED PANEL
ARCTIC & STRATUS
MAPLE & AMERICAN POPLAR

Paint Finishes

Color is everything, and painted finishes provide limitless possibilities, which is why Shiloh Cabinetry offers so many choices. Our diverse collection of standard paint colors is only the beginning. For those with a particular color in mind, our custom paint program lets you choose from the entire Sherwin Williams’ palette of paint colors. Visit your local retailer for more details.

arctic	polar	pure white	eggshell	light french gray
soft white	beige	amazing gray	mindful gray	
repose gray	shoji white*	unusual gray	dovetail gray	
niebla azul	slate tile	outer space	quietude*	
clary sage	evergreen fog	naval	hale navy	
rookwood shutter green*	pewter green	iron ore	black	

Highlight Options on Paint

Shiloh also offers an additional finish technique on paint. Available on select paint colors, our highlight option adds an extra level of character for a more antiqued appearance. Variation of intensity is common and expected with highlight techniques.

café highlight	slate highlight
----------------	-----------------


* 2025 TREND COLORS



Stain Finishes

The beauty of wood is showcased with our carefully selected palette of stains. Our staining process enhances the various wood species that we offer, resulting in a beautifully finished piece of furniture for your home. When you add a glaze or highlight to one of our stains, you add an extra layer of depth and a change to the color tone, for even more possibilities. From traditional colors to modern interpretations, you are sure to find the right finish.

Maple



Alder



Walnut



Cherry



Red Oak




Hickory



* REQUIRES A GLAZE OR HIGHLIGHT
** NOT AVAILABLE WITH GLAZE OR HIGHLIGHT


American Poplar



Select Poplar



White Oak, Rift Cut White Oak & Quarter-Sawn White Oak



* REQUIRES A GLAZE OR HIGHLIGHT
** NOT AVAILABLE WITH GLAZE OR HIGHLIGHT



GREENSBORO
FLAGSTONE- AGED
QUARTER-SAWN WHITE OAK



HANOVER
BLACK
MAPLE



SQUARE FLAT PANEL
POLAR & NATURAL
MAPLE & WALNUT



SAVANNAH
SOFT WHITE
MAPLE





HARTFORD
POLAR W/SLATE H.L. & IRON ORE
MAPLE



NAPA
WHITEWASH & INK
RIPT CUT WHITE OAK



SQUARE RAISED PANEL
POLAR W/SLATE H.L. & CADET
MAPLE & AMERICAN POPLAR



HANOVER
COTTON & NATURAL
ALDER & QUARTER-SAWN WHITE OAK



SQUARE FLAT PANEL
ARCTIC
MAPLE



ASPEN
ARCTIC
MAPLE



ESSEX
REPOSE GRAY & CLAY
MAPLE & QUARTER-SAWN WHITE OAK



SCOTTSDALE
PURE WHITE & STRAW
MAPLE & RIFT CUT WHITE OAK



HANOVER
ARCTIC & NAVAL
MAPLE

Door Styles



Asherville
natural
walnut



Aspen
cashmere w/mocha glaze
maple




Beaded Century
autumn w/black glaze
red oak



Bradford
beige w/slate highlight
maple



Glenbrook
clary sage (olde world)
maple



Greensboro
arctic w/café highlight
maple



Hamlin
iron ore
maple



Hanover
flagstone
rift-cut white oak



Bristol
stratus
american poplar



Charleston
white sands (aged)
rustic alder



Concord
thyme
maple



Dalton
sterling
american poplar



Hartford
carbon
select poplar



Heritage
walnut
rustic alder



Kendall
bourbon
cherry



Lancaster
cotton
alder



RICHMOND
REPOSE GRAY
MAPLE



Essex
dovetail gray
maple




Landes
silas w/graphite highlight
alder



Manchester
spice w/black glaze
maple




Malibu
straw
rift cut white oak



Malibu-M1
arctic
1 piece mdf

Door Styles



Metropolitan
unusual gray
mdf



Montgomery
cayenne
maple



Napa
hudson
maple



Napa-M1
evergreen fog
1 piece mdf



Scottsdale
whitewash
white oak



Scottsdale-M1
slate tile
1 piece mdf



Somerset
moss
red oak



Square Flat
harbor
red oak



New Haven
braun
quarter sawn white oak



Oxford
beige (olde world)
maple



Oxford w/Sculpted DF
bourbon w/van dyke glaze
cherry



Portland
natural w/mocha glaze
rustic alder



Square Raised
sky
american poplar



Statesville
clay
red oak



Summit
spice w/black glaze
maple



Tahoe
sterling
american poplar




Reeded Malibu
pure white
maple



Richmond
polar w/slate highlight
maple



Savannah
seagull
select poplar



Shelby
eggshell w/slate highlight
maple



Ward
naval
maple



Wilmington
heatherstone
select poplar



Wilmington w/Slab DF
dusk
red oak



Windsor
coffee w/black glaze
cherry

Door Overlay & Inset Options

Shiloh Cabinetry offers the ultimate in flexibility with nine types of framed cabinetry to combine with our great collection of door styles and finishes. With most Shiloh door styles available in any of the overlay or inset options below, just select your favorite door and finish and combine it with an overlay or inset cabinet style. Whether your kitchen design style suits overlay or inset, Shiloh has you covered.





Visit Us Online

Visit us at shilohcabinetry.com to view our complete photo gallery featuring Shiloh cabinetry. You can also explore our large selection of finishes, learn about the construction of our cabinets, and find out where to buy Shiloh. All of this and more is just a click away. Scan the QR code with your smartphone camera to go directly to shilohcabinetry.com






Specialty Finishes


Olde World

Olde World is a painted finish, hand-distressed to simulate an old and heavily worn appearance. The Olde World finish features a random combination of some, or all of, the following finish techniques: rock dents, crackle, wearing, edge and panel gouging, brushed highlight, worm holing and more. Olde World is available on a select number of standard paint colors and on most wood species.

Finishes




Olde World Finish Techniques



Aged

The Aged Technique is a predetermined selection of numerous finish techniques to create a worn and aged appearance. The techniques possible are: edge and panel gouging, worm holing, rock dents, and wearing. The level of “Aging” is very random and inconsistent from piece to piece. The Aged Technique can be applied to all wood species (excludes Select Poplar) on any stain or paint color, but is not compatible with Olde World finishes.

Aged Finish Techniques



Decorative Wood Hoods

As the centerpiece of most kitchens, the range hood should be functional and beautiful. Shiloh has one of the most extensive wood hood offerings in the industry. With more than 40 unique styles, flexible sizing and all of Shiloh's finish options, our hoods make a statement in any kitchen. Our hoods are built by our own craftsmen and have been carefully engineered for appeal, functionality, and ease of installation.



Furniture Vanities

Shiloh's furniture vanities feature custom styling and access to our wide array of finishes. Each style features a specific construction method and is built by one of our expert craftsmen. Choose from a multitude of unique styles in single or double bowl configurations. With multiple sizes, door styles and finishes available, our furniture vanities are a simple way to customize a bathroom.



Shiloh Construction

Shiloh Cabinetry’s construction is an example of the commitment to long-term durability. Our cabinets feature quality components and construction methods throughout. We even operate our own testing lab to check the integrity of the finished products used to build our cabinets. Compare our cabinet construction against the competition and you will see why Shiloh stands out against the rest.

- 1. Solid wood hanging rail for secure fastening to the wall
- 2. Solid wood corner blocks in base cabinets add strength and stability
- 3. 5/8” hardwood dovetail drawer standard (3/4” hardwood dovetail available)
- 4. Guides are Blum TANDEM edge 7/8” extension with integrated BLUMOTION soft closing mechanism (optional Blum TANDEM full extension guides with integrated BLUMOTION soft closing mechanism)
- 5. Doors crafted from hardwood, MDF, and/or veneers.
- 6. Durable and easy to clean material
- 7. 3/4” plywood adjustable shelving with solid metal shelf clips
- 8. 1 1/2” wide solid wood frames
- 9. 3/8” plywood bottom and top (on wall cabinets)
- 10. Catalyzed conversion varnish topcoat that is smooth, very durable, and resistant to most household chemicals
- 11. 1/2” plywood sides with 1/4” wood veneer (stained) or 1/4” MDF (painted) applied on finished ends
- 12. Blum CLIP top BLUMOTION, 6-way adjustable, soft-close, concealed hinges in standard or full overlay and flush or beaded inset (includes modern inset versions). 3/8” inset uses knife hinge that does not soft-close



Construction and product specifications subject to change without notice and may vary from the information shown above.
Pictured on Back: White Sands on Alder using Statesville Door

shilohTM

CABINETS

shilohcabinetry.com



Kitchen Cabinet Manufacturers Assoc.
Environmental Stewardship Program
All Products Impact the Environment
For ESP Program Criteria, Visit koma.org

MANUFACTURED BY W. W. WOOD PRODUCTS, INC.
A FAMILY-OWNED COMPANY

Due to limitations in printing or changes in manufacturing, the finishes, products, and/or specifications shown may not be accurately represented or may no longer be available. Visit a retailer to view samples and confirm availability.



LIT-SFLB 6/25